



TouchInternational

48-B-4-17-KIT with ZIF Connector 4-Wire Resistive Controller (USB) Specification Guide

The information provided in this document is intended as a guide only and is subject to change without notice. Touch International is committed to continually advancing product designs; therefore, product specifications may be subject to change without notification. Please contact your Touch International Sales Representative for the most recent specification.

- COPYRIGHT -

This document is the sole property of Touch International. The information contained within is Proprietary and may not be reproduced or disclosed to third parties without the prior written consent of Touch International. Touch International may have patents or pending patent applications, trademarks, copyrights or other intellectual property rights covering subject matter in this document.

- IMPORTANT NOTICE -

A variety of factors can affect the performance and use of Touch International products. The customer is responsible for evaluating the product and software to insure it is suitable for the intended application. Touch International statements, engineering/technical information and recommendations are provided for the user's convenience, but their accuracy or completeness is not warranted.

Specifications are subject to change without notice. Touch International products and software are warranted to meet their published specifications from the date of shipment and for the period stated in the specification.

The customer is responsible for determining whether the Touch International products and software are applicable to the application and is suitable for its production process. In the event of a defective product, Touch International is only obligated to cover failures due to defects in materials or workmanship that occur in normal use. Touch International is not obligated to cover damage that occurs in shipment, failures that are caused by products not supplied by Touch International, failures that result from accident, misuse, abuse, neglect, water damage, mishandling, misapplication, faulty installation, set-up adjustments, improper maintenance, alteration, line power surge, external product damage including field damage, modification or service not approved by Touch International or damage that is attributable to acts of God.

Copyright © 2012 - Touch International - All Rights Reserved

Last Revision Date: 07/07/2009

Document Number: 6500265

Revision: 2.0

Document Revision History

Revision	Page	Content	Revised By	Date
2.0	1-8	Specification	Bhushan Vaidya	07/07/2009

Product Overview

48-B-4-17-KIT

The RoHS compliant controller, specifically designed for 4-wire resistive sensors, offers a fast touch response while also providing excellent reliability and proven performance. It provides a Universal Serial Bus (USB) interface compliant with the USB Human Interface Device (HID) class. The touch driver emulates the mouse left and right button functions.

Supported Operating Systems

OS	Version	Interfaces
Windows	Windows Vista, XP/2000, 9x/ME Windows CE 2.12/3.0/.net/5.0 Windows Embedded Windows XP Tablet PC Edition Window 7	RS232/USB
Windows	Windows NT4	RS232
Linux	Mandrake (Mandrake 9.1/9.2/10 Mandriva 2005, Mandriva 2006) Red Hat (7.3/8.0/9.0) Fedora Core (I/II/III/IV/V) Yellow Dog (3.X) SuSE (9.2/9.3/10/10.1) Ubuntu (5.1/6.06) Debian (3.1, Kernel 2.4.x/2.6.x)	RS232/USB (up to Kernel 2.6.x)
DOS	DOS	RS232
Mac	Mac OS, Mac OS X (IBM, Intel CPU)	USB
QNX	QNX RTOS v6.3	RS232

Note: The 4-Wire Resistive (USB) Controller only supports Touch International drivers.

Controller Drawings

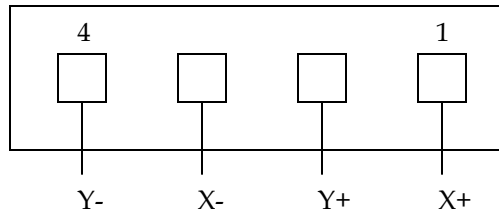


Specifications

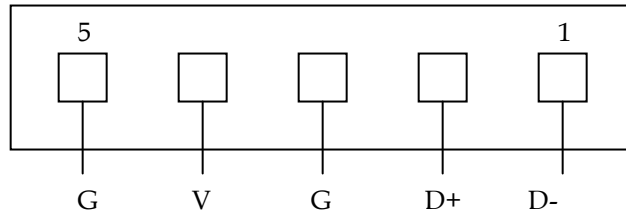

Circuit Board Dimension	20mm x 76.68mm (0.79" x 3.019")
Power Requirements	D.C.+5V (100mA typical, 50mV peak to peak maximum ripple and noise)
Operating Temperature	0°C to 70 °C
Storage Temperature	-40 °C to 80 °C
Relative Humidity	95% at 60 °C
Interface	USB 1.1, USB 2.0
Resolution	2048x2048
Report rate	USB Model: Max 250 points/sec.
Response time	Max. 20 ms
Attached Cable	6' shielded cable with USB-A connector for USB Port.
Regulatory Approvals	FCC-B, CE
EMI	N/A
Panel Resistance	4-wire resistive model: 200 ~ 900 ohm/sq.
MTBF	200,000 hrs.

Pin Assignments

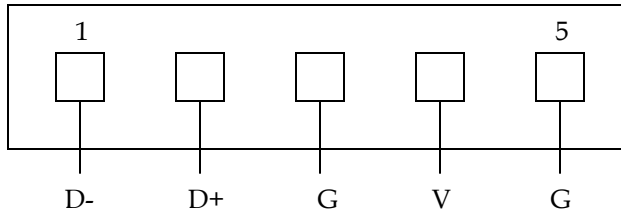

Controller Panel



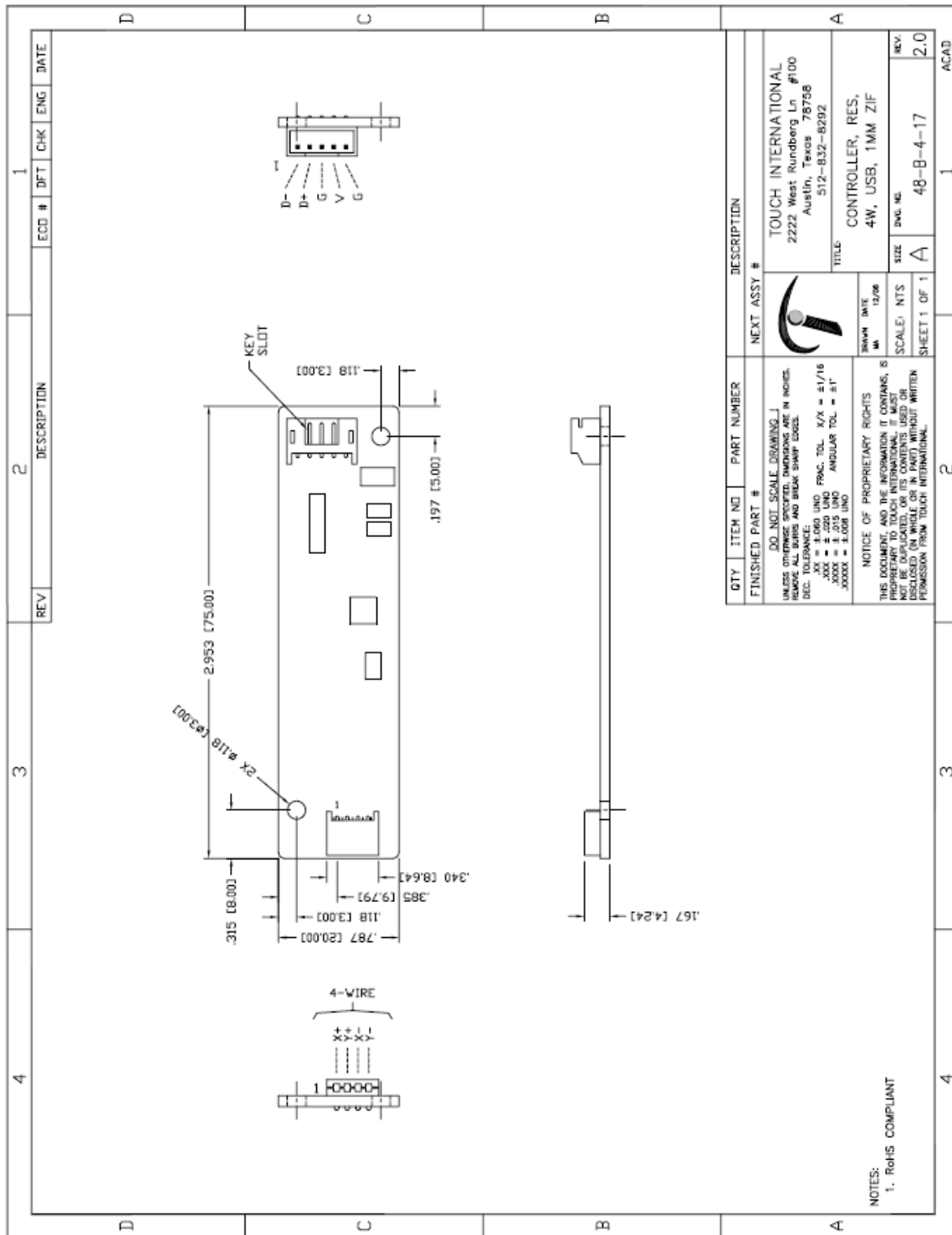
USB Connector



USB Cable



Drawing:



Ordering Information

Part Number	KIT Description
48-B-4-17-KIT	4-Wire USB Controller (1) : TI# 48-B-4-17
	USB Cable (1) : TI# 130025
<p>Contact TI sales representative for a complete list of TI's OEM and retail products.</p> <p>Touch International 2222 W. Rundberg Ln. Suite 200 Austin, TX 78758 Tel: 512.832.8292 Fax: 512.491.6381 technicalsupport@touchintl.com www.touchinternational.com</p>	