



TouchInternational

4-Wire & 8-Wire (Film-Film-Glass) Analog Resistive Touch Screen Specification Guide

The information provided in this document is intended as a guide only and is subject to change without notice. The topics and suggestions contained within this document are taken from experience of years working with touch screens. Remember: each situation is different and you may need to adjust some of the following suggestions to best fit your particular application and environment.

This document does not cover all of the possible methods of touch screen integration, but the general practices apply. Clearances and tolerances are typical with all Touch International's touch screens; see individual spec sheets for variances.

- COPYRIGHT -

This document is the sole property of Touch International. The information contained within is Proprietary and may not be reproduced or disclosed to third parties without the prior written consent of Touch International. Touch International may have patents or pending patent applications, trademarks, copyrights or other intellectual property rights covering subject matter in this document.

- IMPORTANT NOTICE -

A variety of factors can affect the performance and use of Touch International products. The customer is responsible for evaluating the product and software to insure it is suitable for the intended application. Touch International statements, engineering/technical information and recommendations are provided for the user's convenience, but their accuracy or completeness is not warranted.

Integration guides are subject to change without notice. Touch International products and software are warranted to meet their published specifications from the date of shipment and for the period stated in the specification.

The customer is responsible for determining whether the Touch International products and software are applicable to the application and is suitable for its production process. In the event of a defective product, Touch International is only obligated to cover failures due to defects in materials or workmanship that occur in normal use. Touch International is not obligated to cover damage that occurs in shipment, failures that are caused by products not supplied by Touch International, failures that result from accident, misuse, abuse, neglect, water damage, mishandling, misapplication, faulty installation, set-up adjustments, improper maintenance, alteration, line power surge, external product damage including field damage, modification or service not approved by Touch International or damage that is attributable to acts of God.

Copyright © 2013 - Touch International - All Rights Reserved

Last Revision Date: 10/22/2013
Document Number: 6500513
Revision: 2.2

Document Revision History

Revision	Page	Content	Revised By	Date
2.1	All	Format Change	Jamie Sewell	02/28/2012
2.2	All	Information Updated	Shaun Detmer	10/22/2013

4-Wire & 8-Wire Specification Guide (Film/Film/Glass)

1.0 Scope (Range of Application)

This specification document applies to 4-wire and 8-wire analog resistive touch sensors designed for finger, gloved hand or pen input. This specification applies to a film-film-glass backer construction.

2.0 Mechanical/Electrical Characteristics

The specification data below applies to touch screens with the following properties:

- Top polyester conductive layer
- Bottom polyester conductive layer
- Glass backer substrate

2.1 Optical Characteristics

Total Visible Light Transmittance

Standard Top Sheet Layer	> 75% Typical
---------------------------------	---------------

Enhanced Anti-Reflective Top Sheet Layer	> 80% Typical
---	---------------

Note: Other anti-reflective configurations are available. Please consult your Touch International sales person to determine the optimum configuration to meet your needs.

2.2 Durability Characteristics

Touch Durability	1 million touches at a single point with 350 grams force.
-------------------------	---

Surface Hardness	4H ASTM D3363-92 and 3H or higher with JIS-K5400 standard
-------------------------	---

Tail Bend	Not less than .25" radii. <i>Note: electrical damage is possible if tail is bent <.25"</i>
------------------	--

2.3 Electrical Characteristics

Insulation Resistance	Exceeds 20M ohm or more @DC 25V
------------------------------	---------------------------------

Operation Voltage	2.5V to 5V DC
--------------------------	---------------

Chattering Time	10 msec or less
------------------------	-----------------

Linearity	± 1.5%; 3% maximum
------------------	--------------------

Sheet Resistance of ITO Topsheet -Within One Screen	All values in any 12"x12" square must be within 10% of the average value in that square.
--	--

Sheet Resistance of ITO Topsheet Variation-Sensor to Sensor	325~ 500 ohms/sq.
--	-------------------

Sheet Resistance of ITO Topsheet Variation-Within One Screen	All values in any 12"x12" square must be within 10% of the average value in that square.
---	--

Sheet Resistance of ITO Glass Variation	Sensor to sensor: 200~600 ohms/sq.
--	------------------------------------

Touch Activation Force	Typical 80 grams; refer to the "Touch Screen Illustrations" section.
-------------------------------	--

4-Wire & 8-Wire Specification Guide (Film/Film/Glass)

2.0 Mechanical/ Electrical Characteristics (Continued)

2.4 Environmental Characteristics

Operating Conditions	High Temperature and Relative Humidity (RH)	Tested at +50° C at 95% RH non-condensing for 240 hours
	Low and High Temperature	-10°C to 50°C tested at 35% relative humidity, non-condensing
Storage Conditions	-20°C to +60°C tested at 35% relative humidity, non-condensing	

2.5 Activation Characteristics

In addition to the previously noted parameters, the specification data below applies to touch screens with spacer dot array: .004" diameter and typically .140" spacing.

Touch Activation

3mm Silicone Simulated Finger	50~80 grams typical force
-------------------------------	---------------------------

2.6 Chemical Resistance

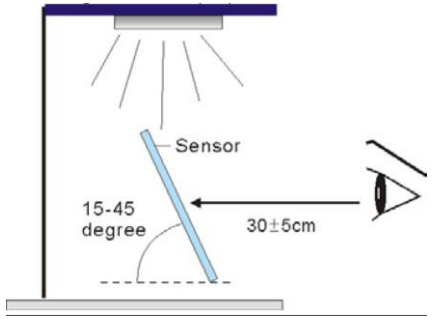
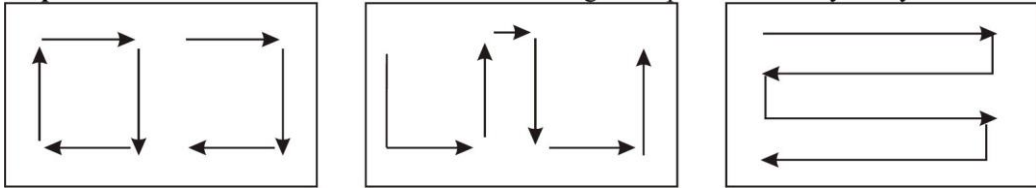
Chemical Compounds: 6% HCl, 40% H2SO4, 10% NaOH and 70% HNO3

Per ASTM F 1598-95 Industrial Chemicals	Industrial Chemicals: acetone, methyl chloride, methyl ethyl ketone, isopropyl alcohol, hexane, turpentine, mineral spirits, unleaded gas, diesel fuel, motor oil, transmission fluid, anti-freeze, etc.
Per ASTM D 1308-87	Food service chemicals: vinegar, coffee, tea, grease, cooking oil, and salt, etc. Household and commercial cleansers, including ammonia-based glass cleaner and laundry detergent.

4-Wire & 8-Wire Specification Guide (Film/Film/Glass)

3.0 Cosmetic / Visual Specifications

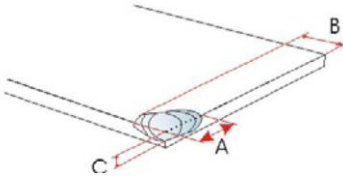
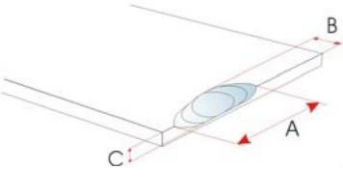
3.1 Inspection Condition

Light Source	1000-1400 LUX fluorescent lamps.	
Method	Position the sensor 30(±5) cm far from human eyes with an angle between 15-45 degrees. Black/white illuminated background. Illumination should be 300±50 LUX.	
Viewing Time	15(±3) seconds	
Inspection Condition	Use either one of the following three patterns to aid your eye.	
		
3.2 Inspection Criteria		
The following apply to viewing area. Any defects not visible shall be ignored, unless they affect electrical performance. This section applies only to inspection of the VA (viewable area). If a defect is found outside of the VA, the screen is still considered acceptable.		

4-Wire & 8-Wire Specification Guide (Film/Film/Glass)

3.0 Cosmetic / Visual Specifications

3.2 Inspection Criteria (Continued)

Items/Type	Specifications/Explain	
Scratch	Width/Length	Judgment
	< 0.05mm / < 3mm	Allow 2 and min distance above 20mm is Qualified (PASS)
	0.05mm / 3mm	Unqualified (NG)
Foreign Objective	(Width + Length)/2	Judgment
	0.2 mm	PASS (Ignore)
	Polish film 0.2mm ~ 0.3mm Anti-glare film 0.2mm ~ 0.4mm	Qualified (PASS) & allow 4 points interval distance above 20mm
	Polish film > 0.3 mm Anti-glare film > 0.4 mm	Unqualified (NG)
Linear Foreign Objective	Width / Length	Judgment
	0.05mm / 3mm	Allow 2 and min distance above 20mm is Qualified (PASS)
	> 0.05mm / > 3 mm	Unqualified (NG)
Puffiness	Height under 0.4 mm:	Qualified (PASS)
Film Surface Flat	Film from reflect light the shape like C	Qualified (PASS)
	Film from reflect light the shape like S	Unqualified (NG)
Glass Fragment	Corner Fragment 	a 2.0mm, b 2.0mm and c Substrate Thickness mm, No more than 2 is qualified (PASS)
	Side Fragment 	a 3mm , b 2.0mm and c 1/2 Substrate Thickness mm, Allow 3 fragments interval distance above 20mm every side is qualified (PASS)
Newton Ring	No Newton rings are allowed in sensors that specify "anti-Newton ring" materials. Otherwise, Newton rings are acceptable.	

4-Wire & 8-Wire Specification Guide (Film/Film/Glass)

4.0 Materials Handling and Usage Instructions

In order to prevent accidental use and be guaranteed the performance of product, you are requested to keep the following:

4.1 Storing your Touch Screen

- Store the products at specified temperature and humidity range, per the Environmental Conditions section of this document.
- Store the products in the original packing materials.
- Avoid exposing the touch screen to direct sunlight.

4.2 Unpacking your Touch Screen

- Do not hold or pull the FPC/Copper tail to facilitate the removal of the touch screen component from the package.
- Check and heed the "UP/DOWN" mark prior to opening the package.
- Do not subdue the touch screen to heavy duty shock or pressure.

4.3 Handling your Touch Screen

- Wear gloves when handling the touch screen in order to prevent finger prints or stains and to avoid injury due to sharp edges.
- Never hold the touch screen by the FPC/Copper tail.
- Never add stress on touch film.
- Never place heavy objects or material on top of the touch screen.
- Never stack touch screens on top of each other.

4.4 Cleaning your Touch Screen

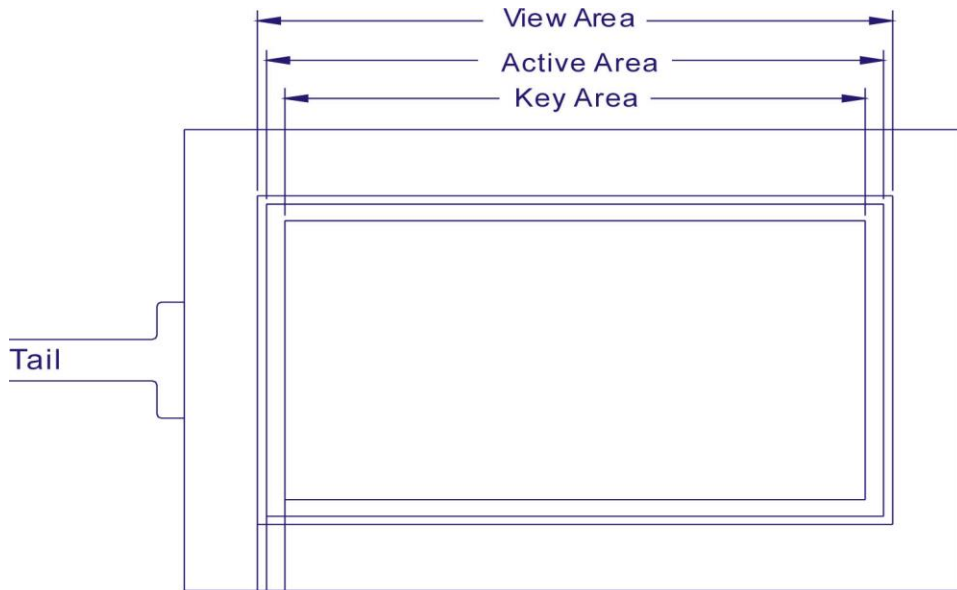
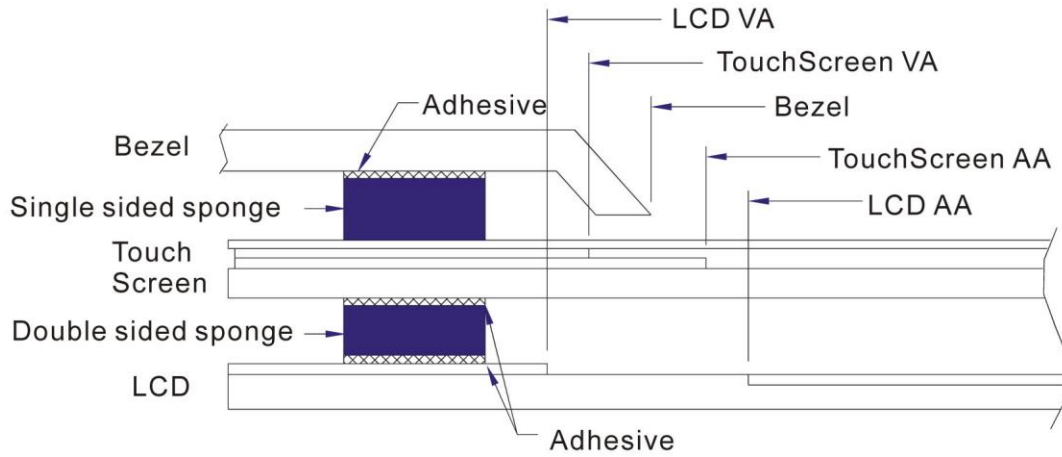
- Never use organic solvents on the touch screen, except alcohol.
- Use dry cloth or soft cloth with alcohol, neutral detergent or ethanol for clearing the touch panel in case of dirt or residue.

4.5 Assembling your Touch Screen

- The bezel or enclosure must not overlap with the viewing area.
- Avoid applying excessive pressure, weight or force on the touch screen.
- Avoid unnecessary strain to the FPC/Copper tail on assembling.
- Do not submerge the touch screen in water.
- The edge of the enclosure must be located between the viewing area and the active area.

4-Wire & 8-Wire Specification Guide (Film/Film/Glass)

5.0 Touch Screen Illustrations



	Durability of pen sliding test		Typical to do Auctuation force by pen	
	Weight: 250 g	Weight: 1 kg	Dot space Pitch 4.0	Dot space Pitch 2.0
A-zone	A	5000	30~100(g)	30~100(g)
	B			
B-zone	A	500	80~130(g)	80~130(g)
	B			
C-zone		1		

4-Wire & 8-Wire Specification Guide (Film/Film/Glass)

6.0 Warranty Policy

This warranty policy applies to Touch International's 4-wire and 8-wire resistive touch screen components. Touch International warrants all products to be free of workmanship or materials defects as specified under the terms of the limited warranty policy per the guaranty period stated below.

6.1 Warranty Period

Touch International guarantees 4-wire products for one year from the date of purchase.
Touch International guarantees 8-wire products for two years from the date of purchase.

6.2 Warranty Exclusions

- Failure to adhere to the handling, storage, operating, assembly or other procedures and parameters outlined in this delivery specification.
- Accidental or purposefully abuse, neglect, or acts of nature.
- Breakage or physical scratches to the touch screen once products are accepted or integrated..
- Other factors beyond the control of Touch International.